

Lesson Title	5. HOT Guide Sorting Activity 1 & 2 Lessons
Lesson Designer	Gabrielle Milano
Standards	<input type="checkbox"/> CCSS <input type="checkbox"/> NGSS <input checked="" type="checkbox"/> ASCA <input type="checkbox"/> Other A:A3.5 - Share knowledge C:A1.3 - Develop an awareness of personal abilities, skills, interests and motivations C:B1.5 - Use research and information resources to obtain career C:C1.3 - Identify personal preferences and interests influencing career choice and success PS:A1.2 - Identify values, attitudes and beliefs
Learning Objectives	Students will be able to: <ul style="list-style-type: none"> • Identify personal values, attitudes and beliefs • Understand how values affect to career-related decisions • Practice research and data collection • Practice identifying themes

Timeline	Duration
<p><i>Lesson 1: Sorting Activity #1</i></p> <ul style="list-style-type: none"> • 15 minutes: Sorting careers • 5 - 10 minutes: Identifying themes • 5 - 10 minutes: Turn and talk <p><i>Lesson 2: Sorting Activity #2</i></p> <ul style="list-style-type: none"> • 10 minutes: Identify values and desired careers • 10 - 15 minutes: Mapping careers on visual • 5 - 10 minutes: Group Share 	Two 30-minute lessons

Teaching Strategies/Student Actions	Monitoring
<p>Sorting Activity #1: Themes</p> <ol style="list-style-type: none"> 1. Students will review the Health Career Listings career categories. 2. Students will sort the career categories into the three columns - Yes, Maybe, No - based on their willingness to explore the career. Students will sort the careers on the Sorting Health Careers Worksheet. 3. On the Sorting Health Careers Worksheet, students will identify themes within their columns and reflect. <ol style="list-style-type: none"> a. What are the commonalities of the Yes group? b. What are the themes of the No group? c. What made them put certain careers into their Maybe group? 4. Turn and talk. Use the questions from Step 3 to guide discussion. \ <p>Sorting Activity #2: Values</p> <ol style="list-style-type: none"> 1. Students will identify two values or motivators they have to enter a health career. 2. Students will choose their top 4 - 6 careers based on the careers sorted into their Yes column on the Sorting Health Careers Worksheet. 3. Using the information on the H.O.T Guide, students will do brief research about their careers. 4. Students will create a visual to chart their values and careers. This visual can be one of their choosing, including a map, venn diagram, 2x2 array, XY axis chart. This visual can be created on the Visual Display of Motivators and Careers, or on a platform of their choice. 5. Students will place their desired 4-6 careers on the visual as it pertains to their value/motivation. 6. Students will reflect on their experience: <ol style="list-style-type: none"> a. How was it placing careers and values on a visual? b. Were they surprised with the results? c. After doing this visual and reflection, do their values or motivations change? d. Could any other careers be added to the desired career list? 7. Group share. Use the questions from Step 6 to guide discussion. 	<ul style="list-style-type: none"> • Teacher will model and explain expectations - task oriented and behavioral. • Teacher will move around the room to observe student progress. • Teacher will provide feedback and suggestions for students. • Teacher will remind students of time remaining for each portion of the activity (i.e., You have five minutes remaining to collect data).

<p>Product Description</p>	<p>Sorting Activity #1: Themes - Sorting activities can allow students to make quick judgments about items for any number of reasons. Students will sort the Health Career categories into three columns - Yes/Maybe/No - to help them narrow down which careers they may be interested in considering.</p> <p>Sorting Activity #2: Values - Personal values, attributes and beliefs contribute to how an individual perceives different careers. Students will assess and identify 2 values or motivators to enter a Health Science field. Then, selecting 4 - 6 careers of interest, ideally from the Yes column on their Sorting Health Careers Worksheet, students will create a visual displaying their motivations. Then, they will place the careers on the visual as they relate to the motivators.</p>
<p>Evaluation</p>	<p><u>Sorting Activity #1: Themes</u> Students will exhibit mastery of these skills by completing this activity:</p> <ul style="list-style-type: none"> • Career exploration • Sorting into categories • Identifying themes • Reflection <p><u>Sorting Activity #2: Values</u> Students will exhibit mastery of these skills by completing this activity:</p> <ul style="list-style-type: none"> • Career exploration • Identifying values and motivations • Displaying information visually • Reflection

<p style="text-align: center;">Resources and Materials</p>	<p style="text-align: center;">Additional Notes</p>
<p>Sorting Activity #1: Themes</p> <ul style="list-style-type: none"> • Connecticut Area Health Education Center Program (AHEC) H.O.T. Guide https://healthcareersinct.com/ • H.O.T. Guide Directions • Sorting Health Careers Worksheet • Computer or device with Internet access • Writing utensils <p>Sorting Activity #2: Values</p> <ul style="list-style-type: none"> • Connecticut Area Health Education Center Program (AHEC) H.O.T. Guide https://healthcareersinct.com/ • H.O.T. Guide Directions • Visual Display of Motivators and Careers • Computer or device with Internet access • Writing utensils 	

Sorting Health Careers Activity

The careers listed below are the Health Careers Listing that is found on the AHEC H.O.T. Guide.

Behavioral Health
 Biotechnology
 Complementary Medicine & Therapies
 Dentistry
 Diagnostic Services
 Dietetics and Nutrition
 Emergency Medical Services
 Environmental Sciences
 Health Information & Communications
 Health Services Administration
 Laboratory Sciences

Medical Engineering
 Medical Support
 Medicine
 Mortuary Science
 Nursing
 Pastoral Care
 Pharmacy
 Public Health
 Therapy and Rehabilitation
 Veterinary Medicine
 Vision Care

Sort these careers into three columns based on your level of interest in exploring or entering the career field. Then, identify any themes you observe in each column as it pertains to the careers you chose to sort into them.

	Yes	Maybe	No
Careers			
Themes			

(EXAMPLE) Sorting Health Careers Activity

The careers listed below are the Health Careers Listing that is found on the AHEC H.O.T. Guide.

Behavioral Health
 Biotechnology
 Complementary Medicine & Therapies
 Dentistry
 Diagnostic Services
 Dietetics and Nutrition
 Emergency Medical Services
 Environmental Sciences
 Health Information & Communications
 Health Services Administration
 Laboratory Sciences

Medical Engineering
 Medical Support
 Medicine
 Mortuary Science
 Nursing
 Pastoral Care
 Pharmacy
 Public Health
 Therapy and Rehabilitation
 Veterinary Medicine
 Vision Care

Sort these careers into three columns based on your level of interest in exploring or entering the career field. Then, identify any themes you observe in each column as it pertains to the careers you chose to sort into them.

	Yes	Maybe	No
Careers	Behavioral Health Dietetics and Nutrition Environmental Sciences Health Information & Communications Health Services Administration Public Health Therapy and Rehabilitation	Biotechnology Diagnostic Services Pharmacy	Complementary Medicines and Therapies Dentistry Emergency Medical Services Laboratory Sciences Medical Engineering Medical Support Medicine Mortuary Support Nursing Pastoral Care Veterinary Medicine Vision Care
Themes	Helping people Creating plans to help or improve people's lives	Technology	Medicine or medical field (human and animal)

Visual Display of Motivators and Careers

You have different reasons, or motivations, to pursue different careers. These motivators come from our core values.


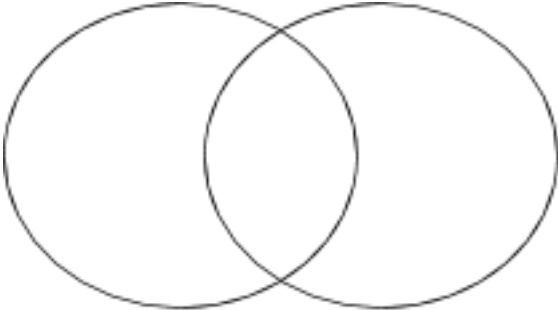

1. Identify and list four values that you consider to be important to you.

2. Identify and list four values that you consider important to your career. These may be similar to those from Question 1. Circle the top two.

3. List 4 - 6 desired careers from the AHEC H.O.T. Guide that you find interesting.

4. On the next page, or on a platform of your choosing, create a visual that displays your two motivators and the 4 - 6 careers. The careers should be placed according to how they related to the two motivators you identified. A few examples of visuals are listed below:

Visual Display Samples

 <p>A scale: the motivators would be on either end and the center point would be an equal mix of the two motivators.</p>	 <p>Venn Diagram: the two motivators would each have their own section, and the overlapping portion would house commonalities.</p>	 <p>XY graph: the motivators would be assigned to either the X or Y axis, and the careers would be placed based on their connection to the motivation/axis</p>
---	--	---

(EXAMPLE) Visual Display of Motivators and Careers

You have different reasons, or motivations, to pursue different careers. These motivators come from our core values.

1. Identify and list four values that you consider to be important to you.

Kindness
Responsibility
Financial security and stability
Helping others

2. Identify and list four values that you consider important to your career. These may be similar to those from Question 1. Circle the top two.

Helping others	Accountability
Financial security - making a living	Grit

3. List 4 - 6 desired careers from the AHEC H.O.T. Guide that you find interesting.

Counselor	Occupational Therapist
Health Educator	Speech-Language Pathologist

4. On the next page, or on a platform of your choosing, create a visual that displays...

